



**MD Analytics<sup>®</sup>**

# **Mapping Cancer and Supportive Care Treatments**

October 2011

*CONFIDENTIAL*

# KEY FINDINGS AND DATA CHARTS

# Patient Profile Breakdown

- Total profiles as of September 28<sup>th</sup>, 2011: 1,192

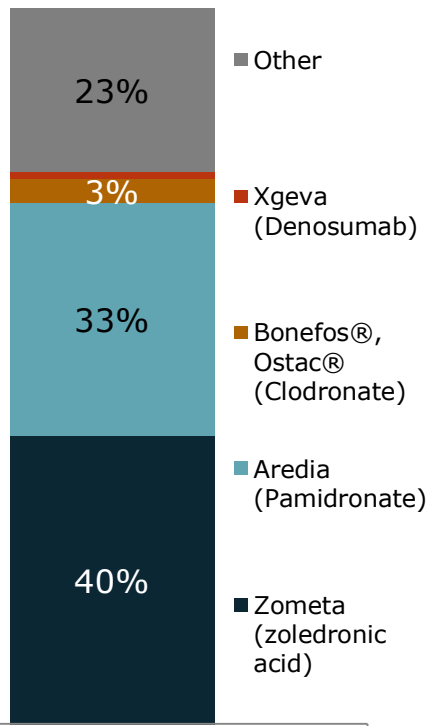
Top 7 Primary Cancer Sites	# Profiles
Gynecologic	281
Breast	208
GI-Gastrointestinal	164
Thorax	145
Lymphoid Neoplasms	130
GU-Genitourinary	91
Leukemia	86

# Patients Being Treated for Bone Metastasis

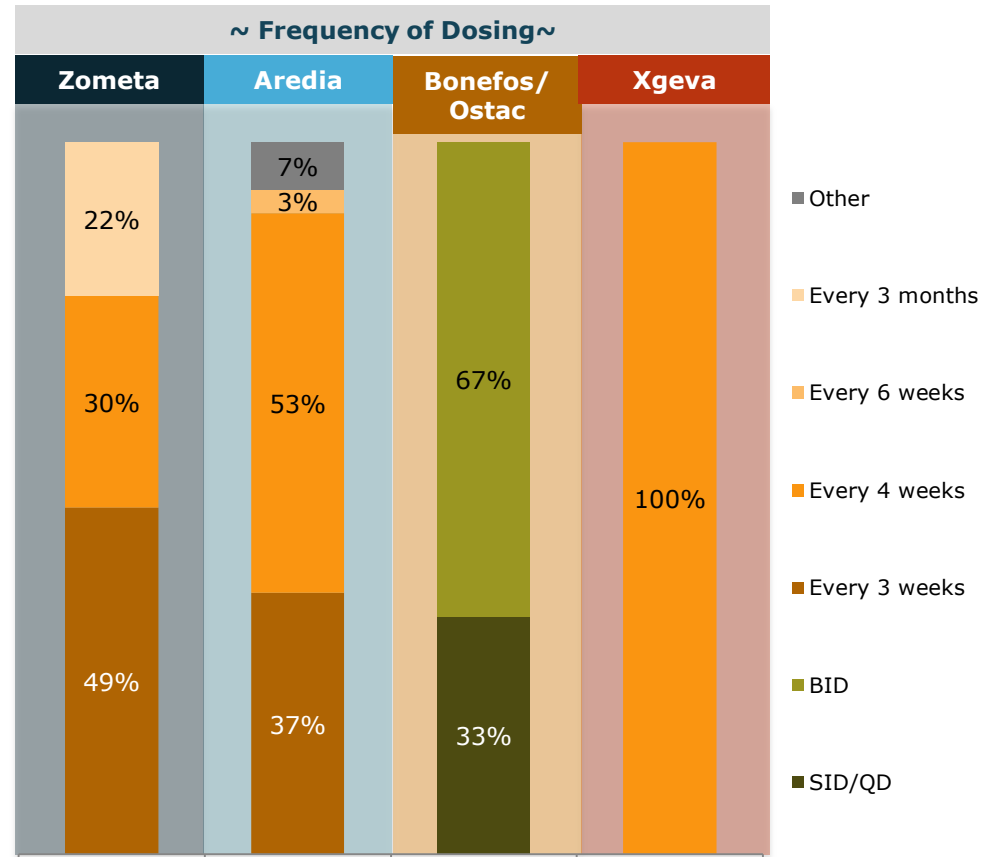
% of patients being treated for bone metastasis

8%

## ~ Bone Metastasis Treatments ~



## ~ Frequency of Dosing ~



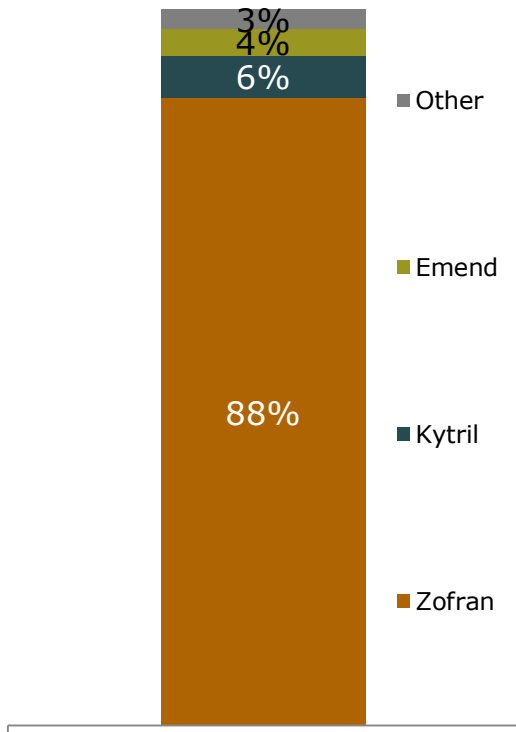
Q18a. Is the patient being treated for any of the following? - Bone Mets Treatment  
 Q18b1. Bone Mets Treatment.  
 Q18b2. Frequency of Dosing  
 Base: Patients being treated for bone mets n=92

# Patients Being Treated with Antiemetics

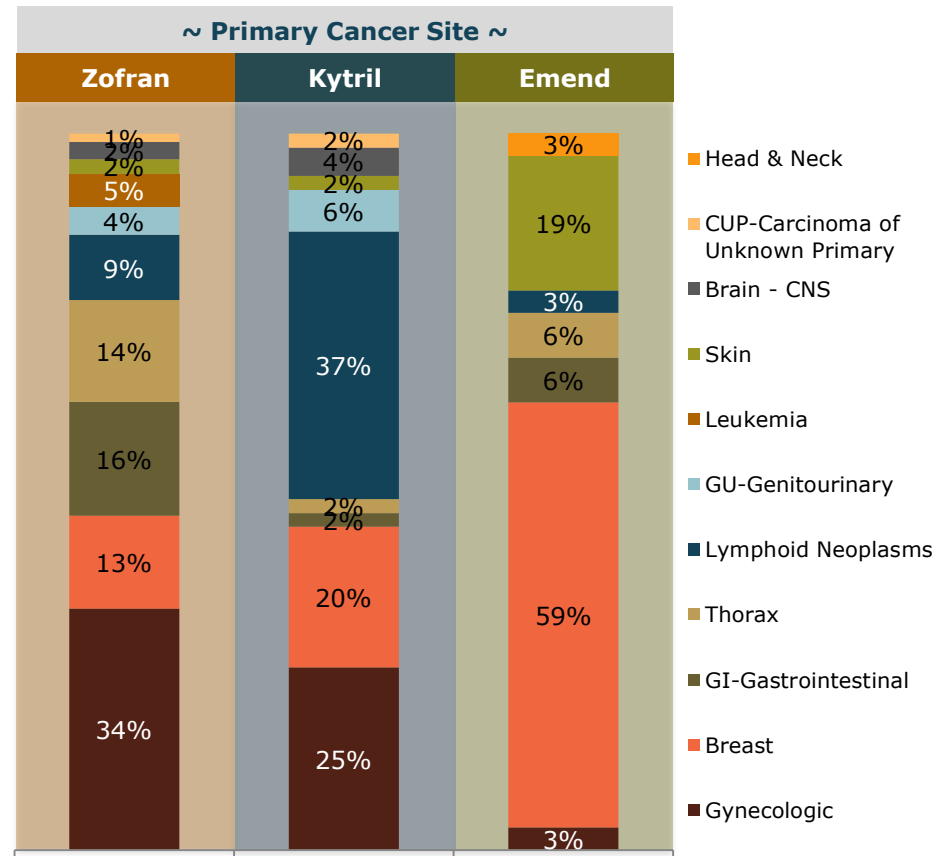
% of patients on antiemetics

72%

~ Antiemetic Treatments ~



~ Primary Cancer Site ~



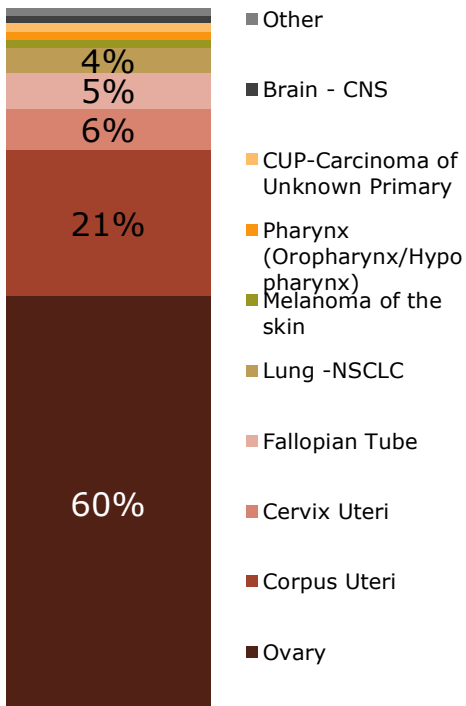
Q19a. What types of supportive therapy is the patient currently being treated with? - Antiemetics  
 Q19c. Which antiemetic is being used to treat the patient?  
 Base: Patients on Antiemetics n=858

# Top Prescribed Chemo Regimen – PACLCARB [Paclitaxel-Carboplatin]

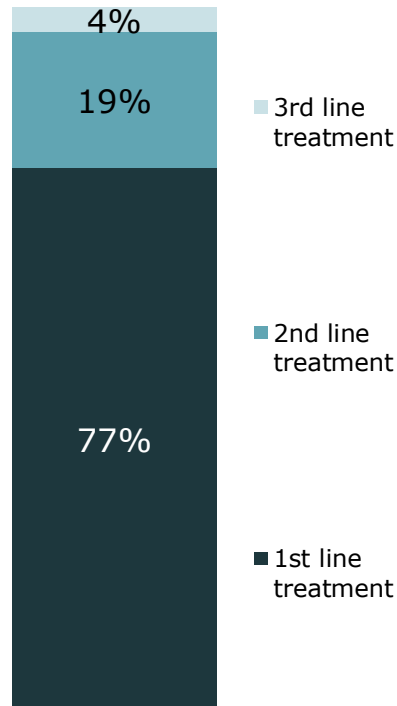
% of patients on PACLCARB

14%

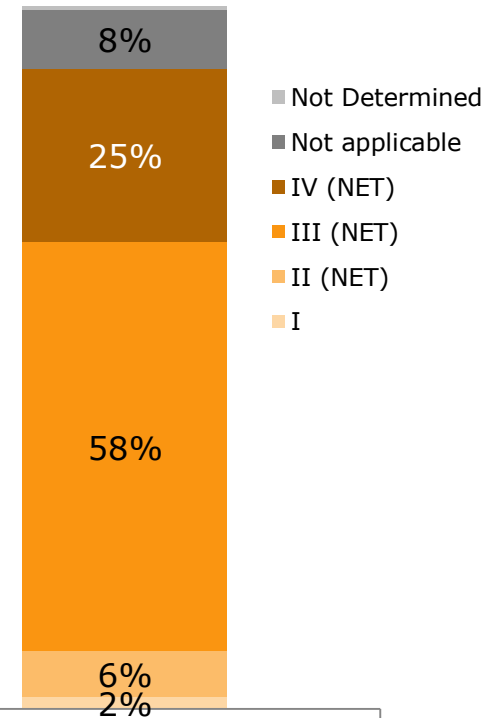
## ~ Primary Diagnosis ~



## ~ Line of Treatment ~



## ~ Stage of Disease ~



Q5. Primary diagnosis.

Q6a Current stage of disease?

Q13. Please indicate the chemotherapy regimen used in the current treatment.

Base: Patients on PACLCARB n=171

**THANK YOU!**